

2026

# CONSUMER TIRES



**DIAMONDBACK**

[www.diamondback-tire.com](http://www.diamondback-tire.com)

**DIAMONDBACK**

# PRODUCT POSITIONING

**DIAMONDBACK**

---

## SUMMER

UHP	DH202	03
HP	DC101	07
TOURING	DE307	11
	DE301	14
SUV	DR259	19
	TR257	23
4X4 AT	DR292	25
VAN	DV701	29
	TR652	33
	TR645	35

---

## ALL SEASON

	DA01	37
--	------	----


---

## WINTER

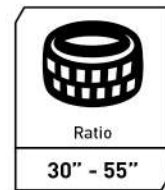
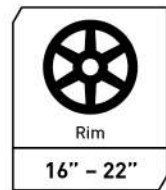
UHP	DW411	41
HP	DR777	45
NORDIC FRICTION	DF601	49
VAN WINTER	DW701	53

---

# DH202



- The new generation Ultra High Performance tire delivers a product that meets the demanding performance expectation of the segment
- It delivers an EV ready platform featuring exceptional braking and handling improvements with reduced rolling resistance



**Innovative handling profile design technology maximizes tire crown and carcass curves**

Delivers uniform tire ground pressure distribution for an optimized footprint. Resulting in improved tire handling and braking capabilities and improved wear



**Larger high-rigidity block design is used at the outer shoulder**

Delivers precise handling and braking when changing lanes or cornering rapidly. Resulting in exceptional handling and steering in critical overtaking situations and cornering performance at high speeds



**The transverse pattern groove adopts unique chamfering technology and narrow width design technology**

Delivers effective destruction of water film built up on wet and slippery roads. Resulting in exceptional anti-aquaplaning performance and grip in the wet




**Longitudinal groove mute technology**

Delivers noise dampening. Resulting in low noise and acoustic comfort. Designed with EV noise control in mind



**Asymmetrical pattern, featuring four wide longitudinal grooves and large shoulder grooves**

Delivers straight line stability, and effective water evacuation through the middle and sides. Resulting in significantly improved braking and handling characteristics on dry and wet roads



**The new generation of ultra-high-performance compound technology adopts the latest polymer molecular technology combined with high-grip resin/high-silicon content**

Delivers adaptive dynamic characteristics. Resulting in good braking and grip on dry/wet roads, whilst at the same time significantly reducing rolling resistance

# DH202



Size	LI	SI	XL	PR	Standard Rim	Alternative Rim			
205/55R16	91	V		-	6.5J	6J, 7J	C	B	71 B
215/55R16	97	W	XL	-	7J	6.5J, 7.5J	C	B	72 B
195/45R16	84	W	XL	-	6.5J	6J, 7J	D	B	72 B
205/45R16	87	W	XL	-	7J	6.5J, 7.5J	D	B	72 B
215/45R16	90	V	XL	-	7J	6.5J, 7.5J	D	B	72 B
205/40R16	83	W	XL	-	7.5J	7J, 8J	D	B	72 B
205/55R17	95	W	XL	-	6.5J	6J, 7J	C	B	72 B
215/55R17	98	Y	XL	-	7J	6.5J, 7.5J	C	B	72 B
225/55R17	101	Y	XL	-	7J	6.5J, 7.5J	C	B	72 B
235/55R17	103	W	XL	-	7.5J	7J, 8J	C	A	72 B
205/50R17	93	Y	XL	-	6.5J	6J, 7J	D	B	72 B
215/50R17	95	Y	XL	-	7J	6.5J, 7.5J	C	B	72 B
225/50R17	98	Y	XL	-	7J	6.5J, 7.5J	C	B	72 B
235/50R17	100	Y	XL	-	7.5J	7J, 8J	C	B	72 B
205/45R17	88	Y	XL	-	7J	6.5J, 7.5J	D	B	72 B
215/45R17	91	Y	XL	-	7J	6.5J, 7.5J	D	B	72 B
225/45R17	94	Y	XL	-	7.5J	7J, 8J	D	A	72 B
235/45R17	97	Y	XL	-	8J	7.5J, 8.5J	D	A	72 B
245/45R17	99	Y	XL	-	8J	7.5J, 8.5J	D	A	72 B
255/45R17	102	Y	XL	-	8.5J	8J, 9J	D	A	73 B
205/40R17	84	W	XL	-	7.5J	7J, 8J	D	B	72 B
215/40R17	87	Y	XL	-	7.5J	7J, 8J	D	B	72 B
215/55R18	99	W	XL	-	7J	6.5J, 7.5J	C	B	72 B
225/55R18	102	Y	XL	-	7J	6.5J, 7.5J	C	B	72 B
235/55R18	104	W	XL	-	7.5J	7J, 8J	C	B	72 B
225/50R18	99	W	XL	-	7J	6.5J, 7.5J	D	B	72 B
245/50R18	104	Y	XL	-	7.5J	7J, 8J	C	B	72 B
215/45R18	93	Y	XL	-	7J	6.5J, 7.5J	C	B	72 B
225/45R18	95	Y	XL	-	7.5J	7J, 8J	D	B	72 B
235/45R18	98	Y	XL	-	8J	7.5J, 8.5J	D	A	72 B
245/45R18	100	Y	XL	-	8J	7.5J, 8.5J	D	A	72 B
255/45R18	103	Y	XL	-	8.5J	8J, 9J	D	A	73 B
215/40R18	89	Y	XL	-	7.5J	7J, 8J	D	B	72 B
225/40R18	92	Y	XL	-	8J	7.5J, 8.5J	D	B	72 B
235/40R18	95	Y	XL	-	8.5J	8J, 9J	D	A	72 B
245/40R18	97	Y	XL	-	8.5J	8J, 9J	D	A	72 B
255/40R18	99	Y	XL	-	9J	8.5J, 9.5J	C	A	73 B
215/35R18	84	Y	XL	-	7.5J	7J, 8J	D	B	72 B
245/35R18	92	Y	XL	-	8.5J	8J, 9J	D	A	72 B
255/35R18	94	Y	XL	-	9J	8.5J, 9.5J	D	A	73 B
265/35R18	97	Y	XL	-	9.5J	9J, 10J	D	A	73 B
235/55R19	105	W	XL	-	7.5J	7J, 8J	C	A	72 B
255/55R19	111	W	XL	-	8J	7.5J, 8.5J	C	A	73 B
235/50R19	103	W	XL	-	7.5J	7J, 8J	C	A	72 B
245/50R19	105	Y	XL	-	7.5J	7J, 8J	C	A	72 B
255/50R19	107	Y	XL	-	8J	7.5J, 8.5J	C	A	73 B
265/50R19	110	Y	XL	-	8.5J	8J, 9J	C	A	73 B
275/50R19	112	W	XL	-	8.5J	8J, 9J	C	A	73 B
225/45R19	96	Y	XL	-	7.5J	7J, 8J	D	B	72 B

# DIAMONDBACK

Size	LI	SI	XL	PR	Standard Rim	Alternative Rim			
235/45R19	99	W	XL	-	8J	7.5J, 8.5J	D	A	72 B
245/45R19	102	Y	XL	-	8J	7.5J, 8.5J	D	A	72 B
255/45R19	104	Y	XL	-	8.5J	8J, 9J	C	B	73 B
285/45R19	111	Y	XL	-	9.5J	9J, 10J	C	A	75 B
225/40R19	93	Y	XL	-	8J	7.5J, 8.5J	D	B	72 B
235/40R19	96	Y	XL	-	8.5J	8J, 9J	C	A	72 B
245/40R19	98	Y	XL	-	8.5J	8J, 9J	D	A	72 B
255/40R19	100	Y	XL	-	9J	8.5J, 9.5J	C	A	73 B
215/35R19	85	Y	XL	-	7.5J	7J, 8J	D	B	72 B
225/35R19	88	Y	XL	-	8J	7.5J, 8.5J	D	A	72 B
235/35R19	91	Y	XL	-	8.5J	8J, 9J	D	A	72 B
245/35R19	93	Y	XL	-	8.5J	8J, 9J	D	A	72 B
255/35R19	96	Y	XL	-	9J	8.5J, 9.5J	D	A	73 B
275/35R19	100	Y	XL	-	9.5J	9J, 10J	D	A	73 B
255/30R19	91	Y	XL	-	9J	8.5J, 9.5J	D	A	73 B
275/30R19	96	Y	XL	-	9.5J	9J, 10J	D	A	73 B
235/55R20	105	W	XL	-	7.5J	7J, 8J	C	A	72 B
255/55R20	110	W	XL	-	8J	7.5J, 8.5J	C	A	73 B
235/50R20	104	W	XL	-	7.5J	7J, 8J	B	A	72 B
245/50R20	105	V	XL	-	7.5J	7J, 8J	C	A	72 B
255/50R20	109	Y	XL	-	8J	7.5J, 8.5J	C	A	73 B
265/50R20	111	Y	XL	-	8.5J	8J, 9J	C	A	73 B
235/45R20	100	Y	XL	-	8J	7.5J, 8.5J	C	A	72 B
245/45R20	103	Y	XL	-	8J	7.5J, 8.5J	C	A	72 B
255/45R20	105	Y	XL	-	8.5J	8J, 9J	C	A	73 B
265/45R20	108	Y	XL	-	9J	8.5J, 9.5J	C	A	73 B
275/45R20	110	Y	XL	-	9J	8.5J, 9.5J	C	A	73 B
245/40R20	99	Y	XL	-	8.5J	8J, 9J	C	A	72 B
255/40R20	101	Y	XL	-	9J	8.5J, 9.5J	C	A	73 B
265/40R20	104	W	XL	-	9.5J	9J, 10J	C	A	73 B
275/40R20	106	Y	XL	-	9.5J	9J, 10J	C	A	73 B
225/35R20	90	Y	XL	-	8J	7.5J, 8.5J	D	A	72 B
235/35R20	92	Y	XL	-	8.5J	8J, 9J	D	A	72 B
245/35R20	95	Y	XL	-	8.5J	8J, 9J	D	A	72 B
255/35R20	97	Y	XL	-	9J	8.5J, 9.5J	D	A	73 B
265/35R20	99	Y	XL	-	9.5J	9J, 10J	D	A	73 B
275/35R20	102	Y	XL	-	9.5J	9J, 10J	D	A	73 B
315/35R20	110	Y	XL	-	11J	10.5J, 11.5J	C	A	75 B
225/30R20	85	Y	XL	-	8J	7.5J, 8.5J	D	A	72 B
245/30R20	95	Y	XL	-	8.5J	8J, 9J	D	A	72 B
255/30R20	92	Y	XL	-	9J	8.5J, 9.5J	D	A	73 B
275/30R20	97	Y	XL	-	9.5J	9J, 10J	D	A	73 B
265/45R21	108	W	XL	-	9J	8.5J, 9.5J	C	A	73 B
275/45R21	110	Y	XL	-	9J	8.5J, 9.5J	C	A	73 B
255/40R21	102	Y	XL	-	9J	8.5J, 9.5J	C	A	73 B
275/40R21	107	Y	XL	-	9.5J	9J, 10J	C	A	73 B
265/40R22	106	W	XL	-	9.5J	9J, 10J	D	A	73 B
275/40R22	107	Y	XL	-	9.5J	9J, 10J	C	A	73 B

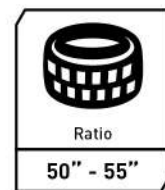
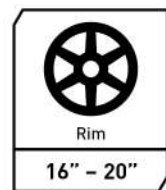
SUMMER UHP



# DC101



- The DC101 high performance tire has been designed to blend performance, comfort and safety.
- The mix of new tread pattern and compound technology has lead to an exceptional all round performer in all conditions.



**Four deep circumferential grooves**

For improved water dispersion and drainage and reduced aquaplaning  
Resulting in improved wet handling and braking



**Large shoulder blocks and unique shoulder block shape**

For enhanced shoulder stiffness and improved shoulder stability  
Resulting in improved cornering in wet and dry conditions



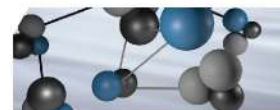
**High sipe density**

For increased biting edges and water dispersion  
Resulting in improved wet handling and braking



**Closed groove designs**

Traps noise generated from the center of the tire  
Resulting in a quieter and more comfortable ride



**Functionalized polymer and high content silica in combination with white carbon black**

For a reduction in tread deformation and lower rolling resistance  
Resulting in improved traction, wet handling, braking and fuel efficiency



**Optimized high density polyester matrix structure design**

For more robust and stable carcass  
Resulted in better steering and handling response



# DC101



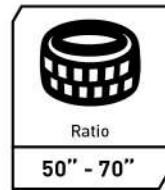
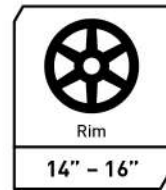
Size	LI	SI	XL	PR	Standard Rim	Alternative Rim			
185/55R16	87	V		-	6J	5.5J, 6.5J	D	D	71 B
185/50R16	81	V		-	6J	5.5J, 6.5J	D	D	72 B
195/50R16	88	V	V	-	6J	5.5J, 6.5J	D	C	72 B
205/55R17	95	W		-	6.5J	6J, 7J	D	D	72 B
195/55R20	95	H		-	6J	5.5J, 6.5J	D	D	72 B



# DE307



- Lower tire tread noise and greater acoustic comfort
- Excellent fuel economy, grip and handling performance on dry/wet ground
- Excellent tread wear resistance significantly improves tire durability and mileage



### Closed shoulder with high overall rigidity and variable pitch tread design

Delivers reduced block tread noise  
Resulting in greater acoustic comfort



### Crown-optimized three-segment arc profile design

Ensured maximized and uniform footprint  
Resulting in significantly improved handling and wear performance



### 4 main longitudinal grooves

Delivers increased water dispersion  
Resulting in reduced aquaplaning, improved wet handling and braking performance



### Unique asymmetric groove angles combined with steel blade design

Delivers reduction in tire tread noise and prevents pattern groove deformation during braking, maintaining the tire footprint under load  
Resulting in reduced tire tread noise and improved grip in all weather conditions






### New generation compound with functionalized high polymer and high silica reinforcing ECO materials

Delivers lower hysteresis loss, increased grip, and high wear  
Resulting in excellent fuel economy, grip and handling performance on dry/wet road and excellent tread wear resistance, significantly improves tire durability and mileage



# DE307




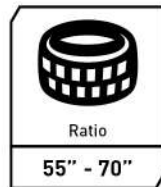
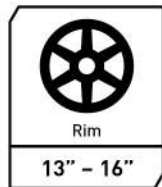
Size	LI	SI	XL	PR	Standard Rim	Alternative Rim			
185/70R14	88	H		-	5.5J	5J, 6J	D	C	72 B
165/65R14	79	H		-	5J	4.5J, 5.5J	D	C	72 B
175/65R14	86	H	XL	-	5J	5.5J	D	C	72 B
185/65R14	86	H		-	5.5J	5J, 6J	D	C	72 B
185/60R14	82	H		-	5.5J	5J, 6J	D	C	72 B
205/70R15	96	H		-	6J	5.5J, 6.5J	D	C	72 B
165/65R15	85	H	XL	-	5J	4.5J, 5.5J	D	C	72 B
175/65R15	84	H		-	5J	5.5J	D	C	72 B
185/65R15	88	H		-	5.5J	5J, 6J	D	C	72 B
195/65R15	95	V	XL	-	6J	5.5J, 6.5J	D	C	72 B
205/65R15	94	V		-	6J	5.5J, 6.5J	D	C	72 B
155/60R15	74	H		-	4.5J	4J, 5J	D	C	72 B
175/60R15	81	H		-	5J	5.5J	D	C	72 B
185/60R15	88	H	XL	-	5.5J	5J, 6J	D	C	72 B
195/60R15	88	V		-	6J	5.5J, 6.5J	D	C	72 B
175/55R15	77	H		-	5.5J	5J, 6J	D	C	72 B
185/55R15	82	V		-	6J	5.5J, 6.5J	D	C	72 B
195/55R15	85	V		-	6J	5.5J, 6.5J	D	C	72 B
195/50R15	82	V		-	6J	5.5J, 6.5J	D	C	72 B
195/60R16	89	V		-	6J	5.5J, 6.5J	D	C	72 B
205/60R16	96	V	XL	-	6J	5.5J, 6.5J	D	C	72 B
215/60R16	99	V	XL	-	6.5J	6J, 7J	D	C	72 B
225/60R16	102	V	XL	-	6.5J	6J, 7J	D	C	72 B
185/55R16	87	V	XL	-	6J	5.5J, 6.5J	D	C	72 B
195/55R16	87	V		-	6J	5.5J, 6.5J	D	C	72 B
205/55R16	91	V		-	6.5J	6J, 7J	D	C	72 B
205/55R16	94	W	XL	-	6.5J	6J, 7J	D	C	72 B
215/55R16	97	W	XL	-	7J	6.5J, 7.5J	D	C	72 B
225/55R16	99	W	XL	-	7J	6.5J, 7.5J	D	C	72 B
195/50R16	88	V	XL	-	6J	5.5J, 6.5J	D	C	72 B
205/50R16	91	W	XL	-	6.5J	6J, 7J	D	C	72 B



# DE301



- The DE301 value segment tire designed to match vehicle's economic performance and provide extra miles that keeps you going safely.
- Uniform tread wear provides long mileage and good worn noise.
- Low rolling noise ensures comfortable driving experience.



### Narrow shoulder block lateral grooves and four main central grooves

For improved grip performance during wet braking  
Resulting in shorter braking distances and increased safety



### Rib type pattern and solid CL longitudinal ribs

For high rubber volume and stiffer centerline  
Resulting in optimum mileage and precise handling






### Advanced digital simulation for optimized tread design

To improve footprint pressure distribution  
Resulting in reduced rolling resistance and fuel economy



# DE301

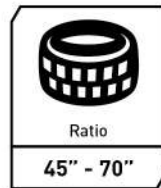
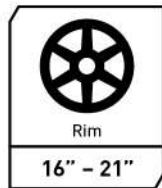


Size	LI	SI	XL	PR	Standard Rim	Alternative Rim			
165/70R13	79	T		-	5.00B	4.50B, 5.50B	D	D	70 B
175/70R13	82	H		-	5.00B	4.50B, 5.50B	D	C	70 B
165/65R13	77	T		-	5.00B	4.50B, 5.50B	D	D	70 B
165/70R14	85	T	XL	-	5J	4.5J, 5.5J	D	D	71 B
175/70R14	88	H	XL	-	5J	4.5J, 5.5J	D	C	71 B
165/65R14	79	H		-	5J	4.5J, 5.5J	D	D	70 B
175/65R14	86	H	XL	-	5J	5.5J	D	C	71 B
185/65R14	86	H		-	5.5J	5J, 6J	D	C	70 B
165/60R14	75	H		-	5J	4.5J, 5.5J	D	D	70 B
185/60R14	82	H		-	5.5J	5J, 6J	D	C	70 B
205/70R15	96	H		-	6J	5.5J, 6.5J	D	C	71 B
165/65R15	81	H		-	5J	4.5J, 5.5J	D	D	70 B
175/65R15	84	H		-	5J	5.5J	D	C	70 B
185/65R15	88	H		-	5.5J	5J, 6J	D	C	70 B
195/65R15	95	V	XL	-	6J	5.5J, 6.5J	C	C	72 B
195/65R15	91	H		-	6J	5.5J, 6.5J	D	C	71 B
205/65R15	94	V		-	6J	5.5J, 6.5J	D	C	71 B
175/60R15	81	H		-	5J	5.5J	D	C	70 B
185/60R15	88	H	XL	-	5.5J	5J, 6J	D	C	71 B
195/60R15	88	V		-	6J	5.5J, 6.5J	D	C	71 B
195/55R15	85	V		-	6J	5.5J, 6.5J	D	C	71 B
215/60R16	99	V	XL	-	6.5J	6J, 7J	D	C	72 B
225/60R16	102	V		-	6.5J	6J, 7J	C	C	72 B
235/60R16	100	H		-	7J	6.5J, 7.5J	C	C	71 B
205/55R16	94	V	XL	-	6.5J	6J, 7J	C	C	70 B


# DR259



- The DR259 tire has been designed to meet the performance demands of today's modern SUV market.
- The SUV market is the fastest growing vehicle and tire market in the world.
- The new range provides optimum vehicle fitment coverage for today's modern SUVs.



**5 rib tread design**  
For maximum surface contact and even bear loading  
Resulting in balanced wet and dry handling performance



**Additional shoulder and intermediate rib slot**  
For improved shoulder stability and better water drainage efficiency  
Resulting in confident wet/dry and light snow handling performance




**Closed and supported shoulder slots**  
For a balanced wet/dry noise performance and handling  
Resulting in a quieter and more comfortable ride



**Strategically placed sipe/blade density**  
For increased biting edges and water dispersion  
Resulting in improved wear performance with comfort and good wet/light snow performance



**Reinforced high reversed carcass structure**  
For a reduction in carcass deformation and enhanced sidewall strength  
Resulting in improved durability and driving stability



**Optimized silicon tread formula compound**  
For lower rolling resistance, reduced irregular wear and shorter braking distance  
Resulting in improved fuel efficiency and quieter and comfortable driving experience



# DR259



Size	LI	SI	XL	PR	Standard Rim	Alternative Rim			
235/70R16	106	H		-	7J	6.5J, 7.5J	D	C	71 B
245/70R16	111	H	XL	-	7J	6.5J, 7.5J	C	C	72 B
215/65R16	102	V	XL	-	6.5J	6J, 7J	D	C	72 B
215/65R17	99	V		-	6.5J	6J, 7J	D	C	71 B
225/65R17	106	V	XL	-	6.5J	6J, 7J	C	C	72 B
235/65R17	108	V	XL	-	7J	6.5J, 7.5J	C	C	72 B
245/65R17	111	H	XL	-	7J	6.5J, 7.5J	C	C	72 B
225/60R17	99	V		-	6.5J	6J, 7J	D	C	71 B
235/60R17	102	V		-	7J	6.5J, 7.5J	D	C	71 B
235/65R18	106	H		-	7J	6.5J, 7.5J	D	C	71 B
225/60R18	104	W	XL	-	6.5J	6J, 7J	C	C	72 B
265/60R18	114	V	XL	-	8J	7.5J, 8.5J	C	C	73 B
235/55R18	104	V	XL	-	7.5J	7J, 8J	D	C	72 B
215/50R18	92	W		-	7J	6.5J, 7.5J	D	C	71 B
255/60R19	109	V		-	7.5J	7J, 8J	C	C	72 B
225/55R19	103	V	XL	-	7J	6.5J, 7.5J	-	-	- -
255/55R19	111	W	XL	-	8J	7.5J, 8.5J	-	-	- -
255/45R21	102	W		-	8.5J	8J, 9J	C	C	72 B

# TR257



- High frequency of pitches to prevent irregular wear.
- Good comfort and handling thanks to smaller shoulder grooves.
- Central large circumferential grooves allow steering precision and straight line driving.
- Great shock absorbing due to innovative optimized cavity profile.



## TR257


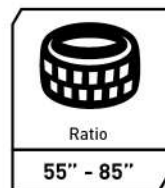
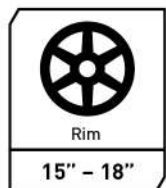


Size	LI	SI	XL	PR	Standard Rim	Alternative Rim			
215/70R16	104	T	XL	-	6.5J	6J, 7J	D	C	72 B
225/70R16	103	H		-	6.5J	6J, 7J	D	C	71 B
245/70R16	111	H	XL	-	7J	6.5J, 7.5J	D	C	72 B
255/70R16	111	T		-	7.5J	7J, 8J	D	C	72 B
215/65R16	102	V	XL	-	6.5J	6J, 7J	D	C	72 B
235/60R16	104	T	XL	-	7J	6.5J, 7.5J	D	C	72 B
225/65R17	106	V	XL	-	6.5J	6J, 7J	D	C	72 B
235/65R17	108	V	XL	-	7J	6.5J, 7.5J	D	C	72 B
265/65R17	112	H		-	8J	7.5J, 8.5J	D	C	72 B
215/60R17	96	H		-	6.5J	6J, 7J	D	C	71 B
225/60R17	99	V		-	6.5J	6J, 7J	D	C	71 B
235/60R17	106	V	XL	-	7J	6.5J, 7.5J	D	C	72 B
225/60R18	100	V		-	6.5J	6J, 7J	D	C	71 B
235/60R18	107	W	XL	-	7J	6.5J, 7.5J	D	C	72 B
255/60R18	112	V	XL	-	7.5J	7J, 8J	D	C	73 B
235/55R18	104	V	XL	-	7.5J	7J, 8J	D	C	72 B
255/55R18	109	V	XL	-	8J	7.5J, 8.5J	D	C	73 B
235/50R18	97	V		-	7.5J	7J, 8J	D	C	71 B
245/55R19	103	V		-	7.5J	7J, 8J	D	C	71 B

# DR292



- The DR292 All Terrain tire has been developed to address the growing market for balanced on and off road performance for consumers wanting the flexibility of great on-road and off-road mileage and performance.
- The DR292 , as its name suggest, delivers agility in all conditions.
- The new range has been extended to cover more light truck sizes – creating a comprehensive global offering.



### Optimized belt angle and width

For better footprint distribution  
Resulting in increased tread stability with better handling




### Strengthened shoulder block with intermediate slot design

For increased rigidity  
Resulting in reduced ride noise and avoiding uneven wearing



### Large shoulder slots design

For increased gripping and dispensing efficiency  
Resulting in confident off-road traction performance



### 4 main rib grooves design, deep sipe and wide shoulder groove design

For efficient water dispersion and drainage  
Resulting in good handling and wet braking performance



### Balanced on / off road compound

For absorbing road vibration and balanced performance on paved / unpaved roads  
Resulting in excellent driving performance and low noise






### High sidewall ply turn-up

For a reduction in carcass deformation and enhanced sidewall strength  
Resulting in increased resistance to sidewall damage



# DR292



Size	LI	SI	XL	PR	Standard Rim	Alternative Rim			
LT235/75R15	110/107	S		8	6.5J	6J, 7J	D	B	72 B
235/75R15	109	S	XL		6.5J	6J, 7J	D	C	72 B
31*10.50R15LT	109	S		6	8.5J	8J, 9J	C	B	72 B
LT235/85R16	120/116	Q		10	6.5J	6J, 7J	D	B	72 B
LT225/75R16	115/112	Q		10	6J	6.5J, 7J	D	B	72 B
LT225/75R16	115/112	T		10	6J	6.5J, 7J	D	B	72 B
LT245/75R16	120/116	S		10	7J	6.5J, 7.5J	D	B	72 B
265/75R16	116	S			7.5J	7J, 8J	D	C	72 B
235/70R16	106	S			7J	6.5J, 7.5J	D	C	71 B
245/70R16	111	S	XL		7J	6.5J, 7.5J	D	C	72 B
255/70R16	115	T	XL		7.5J	7J, 8J	C	C	73 B
265/70R16	112	S			8J	7.5J, 8.5J	D	C	72 B
LT265/70R16	117/114	S		8	8J	7.5J, 8.5J	D	B	72 B
LT245/70R17	119/116	T		10	7J	6.5J, 7.5J	D	B	72 B
LT265/70R17	121/118	S		10	8J	7.5J, 8.5J	D	B	71 B
265/70R17	115	S			8J	7.5J, 8.5J	D	C	72 B
285/70R17	117	T			8.5J	8J, 9J	D	C	72 B
225/65R17	106	T	XL		6.5J	6J, 7J	D	C	72 B
245/65R17	111	T	XL		7J	6.5J, 7.5J	D	C	72 B
265/65R17	112	S			8J	7.5J, 8.5J	D	C	72 B
235/60R18	103	T			7J	6.5J, 7.5J	D	C	71 B
265/60R18	114	H	XL		8J	7.5J, 8.5J	D	C	73 B
255/55R18	109	H	XL		8J	7.5J, 8.5J	D	C	73 B

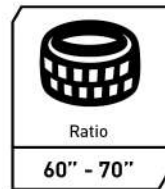
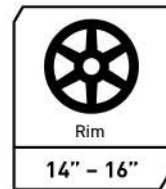


# DV701



Developed for the growing modern commercial van market with:

- High mileage
- Fuel efficiency
- Safety and comfort combined



### High-density continuous block pattern

More tread rubber and less tread deformation  
Resulting in increased wear resistance



### Special grooves design

Reinforced groove strength  
Resulting in improved load capacity and reduction in groove cracking



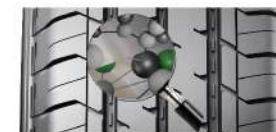
### Visual digital noise filtering technology with lateral oblique grooves

For reduced pattern noise  
Resulting in good acoustic comfort



### Optimized groove design

Enhanced water drainage  
Resulting in excellent braking and handling in wet conditions



### Multi-functional rubber with high reinforcing filler compound design




Cooler running and improved wear resistance, whilst delivering excellent wet braking  
Resulting in excellent mileage in varying road and surface conditions coupled with improved fuel economy and safety



**DIAMONDBACK**

# DV701

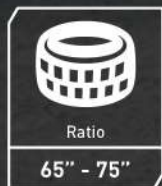


Size	LI	SI	XL	PR	Standard Rim	Alternative Rim			
175/65R14C	90/88	T	-	6	5J	5.5J	D	B	72 B
185R14C	102/100	S	-	8	5.5J	5J, 6J	D	B	72 B
195R14C	106/104	R	-	8	5.5J	5J, 6J	C	B	72 B
215/65R15C	104/102	T	-	6	6.5J	6J, 7J	C	B	72 B
215/70R16C	108/106	T	-	6	6.5J	6J, 7J	C	B	72 B
215/60R16C	108/106	T	-	8	6.5J	6J, 7J	C	B	72 B

# TR652



- Standard commercial tire reinforcement designed to meet driver expectations for high durability and value-added products.
- Deeper shoulder grooves provides the suitability for four seasons.
- Steel blade sipe design providing excellent grip and control in wet road condition.



## TR652

Size	LI	SI	XL	PR	Standard Rim	Alternative Rim			
165R13C	94/93	Q	-	8	4.50B	4.00B, 5.00B	D	C	72 B
205R14C	109/107	Q	-	8	6J	5.5J, 6.5J	C	C	72 B
195/70R15C	104/102	S	-	8	6J	5J, 5.5J	C	C	72 B
205/70R15C	106/104	S	-	8	6J	5.5J, 6.5J	D	C	72 B
215/70R15C	109/107	R	-	8	6.5J	6J, 7J	C	C	72 B
225/70R15C	112/110	R	-	8	6.5J	6J, 7J	D	C	72 B
195/75R16C	107/105	R	-	8	5.5J	5J, 6J	D	C	72 B
205/75R16C	110/108	R	-	8	5.5J	6J, 6.5J	C	C	72 B
215/75R16C	116/114	S	-	10	6J	5.5J, 6.5J	D	C	72 B
225/75R16C	116/114	Q	-	8	6J	6.5J, 7J	C	C	72 B
195/65R16C	104/102	T	-	8	6J	5.5J	D	C	72 B
205/65R16C	107/105	T	-	8	6J	5.5J, 6.5J	C	C	72 B
215/65R16C	109/107	T	-	8	6.5J	6J, 7J	C	C	72 B
225/65R16C	112/110	R	-	8	6.5J	6J, 7J	C	C	73 B

# TR645



- Circumferential zigzag groove design for improved rolling resistance.
- Improved handling and resistance to aquaplaning.
- High sipes design for wear resistance and extra mileage.



## TR645

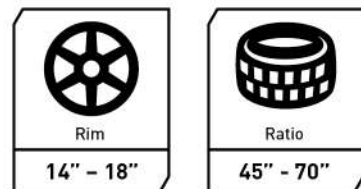
Size	LI	SI	XL	PR	Standard Rim	Alternative Rim			
185R14C	102/100	S	-	8	5.5J	5J, 6J	D	C	72 B
195R14C	106/104	S	-	8	5.5J	5J, 6J	D	C	72 B
195R15C	106/104	S	-	8	5.5J	6J	D	C	72 B



# DA01



- The DA01 All Season tire is developed to simplify tire ownership in geographies where winter tire fitment is required by law and / or necessary.
- Providing excellent performance in both summer and winter conditions, the DA01 tire features a combination of state-of-the-art tread design, compounding and carcass design.
- Engineered in Europe, tested in Europe. For the demanding conditions across all climates.



ENGINEERED IN  
EUROPE



### Solid centre part geometry

For good directional driving and handling  
Resulting in good wet / dry handling properties



### Directional "V" grooves

For efficient water slush dispersion  
Resulting in confident safe driving in wet and snow



### Asymmetric groove shape

For stabilized tread block  
Resulting in improved braking performance



### Strategically placed sipes / blades

For improved traction on snow and ice  
Resulting in superior driving safety in snow and ice



### Advanced polymers and silica-silane materials featuring renewable raw materials

For enhanced sustainability  
Resulting in excellent all round winter and summer performance



### Balanced polyester fiber matrix

For better uniformity in tire  
Resulting in comfort in different road conditions

# DA01



Size	LI	SI	XL	PR	Standard Rim	Alternative Rim			
165/70R14	85	T	XL	-	5J	4.5J, 5.5J	C	C	71 B
175/70R14	88	T	XL	-	5J	4.5J, 5.5J	C	C	71 B
155/65R14	75	T		-	4.5J	5J	D	C	70 B
165/65R14	79	T		-	5J	4.5J, 5.5J	C	C	70 B
175/65R15	84	H		-	5J	5.5J	C	C	70 B
185/65R15	88	H		-	5.5J	5J, 6J	C	C	70 B
195/65R15	95	V	XL	-	6J	5.5J, 6.5J	C	C	72 B
205/65R15	99	V	XL	-	6J	5.5J, 6.5J	C	B	72 B
185/60R15	88	H	XL	-	5.5J	5J, 6J	C	C	71 B
185/55R15	86	H	XL	-	6J	5.5J, 6.5J	C	C	71 B
195/55R15	89	V	XL	-	6J	5.5J, 6.5J	C	C	72 B
215/65R16	102	H	XL	-	6.5J	6J, 7J	C	B	72 B
195/60R16	93	V	XL	-	6J	5.5J, 6.5J	C	C	72 B
205/60R16	96	V	XL	-	6J	5.5J, 6.5J	C	B	72 B
215/60R16	99	V	XL	-	6.5J	6J, 7J	C	B	72 B
195/55R16	91	V	XL	-	6J	5.5J, 6.5J	C	C	72 B
205/55R16	94	V	XL	-	6.5J	6J, 7J	C	B	72 B
215/55R16	97	V	XL	-	7J	6.5J, 7.5J	C	B	72 B
215/60R17	100	V	XL	-	6.5J	6J, 7J	C	B	72 B
205/55R17	95	V	XL	-	6.5J	6J, 7J	C	B	72 B

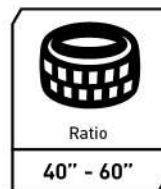


Size	LI	SI	XL	PR	Standard Rim	Alternative Rim			
215/55R17	98	W	XL	-	7J	6.5J, 7.5J	C	B	72 B
225/55R17	101	W	XL	-	7J	6.5J, 7.5J	C	B	72 B
205/50R17	93	V	XL	-	6.5J	6J, 7J	C	B	72 B
215/50R17	95	W	XL	-	7J	6.5J, 7.5J	C	B	72 B
225/50R17	98	W	XL	-	7J	6.5J, 7.5J	D	B	72 B
205/45R17	88	W	XL	-	7J	6.5J, 7.5J	D	B	72 B
225/45R17	94	W	XL	-	7.5J	7J, 8J	C	B	72 B
215/55R18	99	V	XL	-	7J	6.5J, 7.5J	C	B	72 B
225/55R18	102	V	XL	-	7J	6.5J, 7.5J	C	B	72 B

# DW411



- Low rolling noise, excellent comfort performance, outstanding high speed performance.
- Excellent grip performance on ice-snow roads.
- Excellent traction performance, shorten braking distance on ice-snow.
- Excellent handling and mobility performance.



### Left-right asymmetrical design

Improved handling and mobility performance on ice and snow



### Three Zigzag groove design

Improved mobility and drainage performance on bad road conditions



### Constructed with fine and closed 3D blade grooves

Improved grip performance on mud and ice-snow conditions



### Structure Design

Wider tread with less height and larger footprint to increase the tire contact area  
Enhanced tire low traction performance, improved millegae

# DW411



Size	LI	SI	XL	PR	Standard Rim	Alternative Rim			
215/50R18	96	V	XL	-	7J	6.5J, 7.5J	C	E	72 B
225/50R18	99	V	XL	-	7J	6.5J, 7.5J	D	D	72 B
235/50R18	101	V	XL	-	7.5J	7J, 8J	C	D	72 B
245/50R18	104	V	XL	-	7.5J	7J, 8J	D	D	72 B
235/45R18	98	V	XL	-	8J	7.5J, 8.5J	D	D	72 B
245/40R18	97	V	XL	-	8.5J	8J, 9J	D	D	72 B
235/60R19	107	H	XL	-	7J	6.5J, 7.5J	C	D	72 B
225/55R19	99	H		-	7J	6.5J, 7.5J	D	D	71 B
235/50R19	103	H	XL	-	7.5J	7J, 8J	D	D	72 B
225/45R19	96	V	XL	-	7.5J	7J, 8J	D	D	72 B
245/45R19	102	V	XL	-	8J	7.5J, 8.5J	C	D	72 B
255/45R19	104	V	XL	-	8.5J	8J, 9J	D	D	73 B
255/40R19	100	V	XL	-	9J	8.5J, 9.5J	D	D	73 B
255/45R20	105	V	XL	-	8.5J	8J, 9J	C	D	73 B

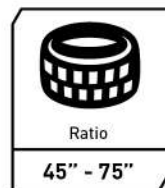
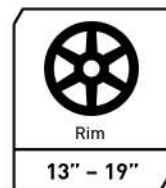




# DR777



- The DR777 is designed to perform in winter conditions.
- No matter if wet, cold or snow, the DR777 provides the required handling performance and grip to master the elements.
- Directional V-type tread with straight center line rib designed to provide precise handling at the highest speed.
- Silica compound allows the tread to adapt to winter temperatures.



**Zigzag grooves design with increased number of binding edges**

Excellent snow traction and handling



**Highly bladed design featuring stress self-locking blade configuration for higher stiffness**

Excellent braking performance and handling



**Directional V-type tread with straight center line rib design**

Improved high speed straight handling and aquaplaning performance



**Optimised high dispersion silica compound**

Improved anti-skidding performance in cold weather

# DR777



Size	LI	SI	XL	PR	Standard Rim	Alternative Rim			
155/70R13	75	T		-	4.50B	4.00B, 5.00B	E	E	70 B
165/70R13	79	T		-	5.00B	4.50B, 5.50B	D	E	70 B
175/70R13	82	T		-	5.00B	4.50B, 5.50B	D	D	70 B
165/70R14	81	T		-	5J	4.5J, 5.5J	D	E	70 B
175/70R14	88	T	XL	-	5J	4.5J, 5.5J	D	D	71 B
175/65R14	86	T	XL	-	5J	5.5J	D	D	71 B
185/65R14	86	T		-	5.5J	5J, 6J	C	D	70 B
185/60R14	82	T		-	5.5J	5J, 6J	D	D	70 B
195/60R14	86	T		-	6J	5.5J, 6.5J	D	D	71 B
215/75R15	100	S		-	6J	5.5J, 6.5J	D	D	72 B
235/75R15	105	T		-	6.5J	6J, 7J	D	D	71 B
205/70R15	96	T		-	6J	5.5J, 6.5J	D	D	71 B
215/70R15	98	T		-	6.5J	6J, 7J	C	D	71 B
185/65R15	88	T		-	5.5J	5J, 6J	D	D	70 B
185/65R15	92	T	XL	-	5.5J	5J, 6J	D	D	71 B
195/65R15	91	T		-	6J	5.5J, 6.5J	D	D	71 B
205/65R15	99	T	XL	-	6J	5.5J, 6.5J	D	D	72 B
185/60R15	88	T	XL	-	5.5J	5J, 6J	D	D	71 B
195/60R15	88	T		-	6J	5.5J, 6.5J	D	D	71 B
195/55R15	85	H		-	6J	5.5J, 6.5J	D	D	71 B
215/70R16	104	T	XL	-	6.5J	6J, 7J	D	D	72 B



Size	LI	SI	XL	PR	Standard Rim	Alternative Rim			
225/70R16	107	H	XL	-	6.5J	6J, 7J	D	D	72 B
235/70R16	106	H		-	7J	6.5J, 7.5J	D	D	71 B
215/65R16	102	H	XL	-	6.5J	6J, 7J	D	D	72 B
255/65R16	109	H		-	7.5J	7J, 8J	D	D	72 B
215/60R16	99	H	XL	-	6.5J	6J, 7J	D	D	72 B
225/60R16	98	H		-	6.5J	6J, 7J	D	D	71 B
205/55R16	94	V	XL	-	6.5J	6J, 7J	D	D	72 B
215/55R16	97	V	XL	-	7J	6.5J, 7.5J	D	D	72 B
225/65R17	102	H		-	6.5J	6J, 7J	D	D	71 B
P235/65R17	108	V	XL	-	7J	6.5J, 7.5J	D	D	73 B
215/60R17	96	H		-	6.5J	6J, 7J	D	D	71 B
225/60R17	99	H		-	6.5J	6J, 7J	D	D	71 B
215/55R17	98	V	XL	-	7J	6.5J, 7.5J	D	D	72 B
225/55R17	97	V		-	7J	6.5J, 7.5J	D	D	71 B
235/55R17	103	V	XL	-	7.5J	7J, 8J	D	D	72 B
225/50R17	98	V	XL	-	7J	6.5J, 7.5J	D	D	72 B
225/45R17	94	V	XL	-	7.5J	7J, 8J	D	D	72 B
235/60R18	103	V		-	7J	6.5J, 7.5J	D	D	71 B
255/55R18	109	V	XL	-	8J	7.5J, 8.5J	D	D	72 B
225/45R18	91	V		-	7.5J	7J, 8J	D	D	71 B
245/55R19	103	H		-	7.5J	7J, 8J	D	D	72 B



# DF601



- DF601 is designed for driving in extreme winter conditions.
- No matter if there is ice or snow on the road, DF601 provides the required handling and grip to master the elements.



**ENGINEERED IN**  
**EUROPE**



**V-type and a variable depth directional grooves**

High resistance to aquaplaning and improved handling in deep water and slush conditions



**Staggered block arrangement and high radial sipe density**

Enhanced traction resulting in greater braking performance on snow and ice



**Directional pattern with straight center line rib design**

Increased center line rigidity resulting in good straight line handling at high speed



**Optimised high dispersion silica compound**

Improved anti-skidding performance on ice and snow






**Optimized multi-pitch shoulder block sequence design**

Smooth transition between blocks for improved acoustic comfort

# DF601



Size	LI	SI	XL	PR	Standard Rim	Alternative Rim			
185/65R15	92	R	XL	-	5.5J	5J, 6J	D	D	71 B
195/65R15	95	R	XL	-	6J	5.5J, 6.5J	D	D	72 B
195/60R15	92	R	XL	-	6J	5.5J, 6.5J	D	D	72 B
235/70R16	109	R	XL	-	7J	6.5J, 7.5J	D	D	72 B
215/65R16	102	R	XL	-	6.5J	6J, 7J	D	D	72 B
195/60R16	93	R	XL	-	6J	5.5J, 6.5J	C	D	72 B
195/55R16	91	R	XL	-	6J	5.5J, 6.5J	D	D	72 B
215/55R16	97	R	XL	-	7J	6.5J, 7.5J	D	D	72 B
225/60R17	103	R	XL	-	6.5J	6J, 7J	D	D	72 B
205/50R17	93	R	XL	-	6.5J	6J, 7J	D	D	72 B



**DIAMONDBACK**

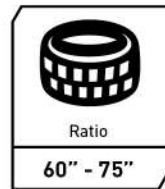
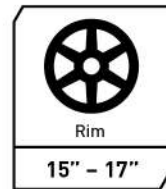
WINTER FRICTION



# DW701



- The DW701 is designed for VAN winter performance, delivering confident handling and reliable grip in snow conditions.
- Built to ensure stability and control across winter driving conditions, it maintains consistent performance in every journey.
- Developed to maintain control and consistency when facing snow, ice, and changing road surfaces.



### Deep V-type main grooves and zigzag shoulder grooves design

Excellent snow and traction drivability



### High sipes density

Enhanced traction in winter conditions



### Wider tread and large footprint for an increased tire contact area

Enhanced ice traction performance and improved mileage



### Optimised high dispersion silica compound

Improved anti-skidding performance in cold weather



# DW701



Size	LI	SI	XL	PR	Standard Rim	Alternative Rim			
195/70R15C	104/102	Q	-	8	6J	5J, 5.5J	E	D	73 B
215/70R15C	109/107	S	-	8	6.5J	6J, 7J	D	D	73 B
225/70R15C	112/110	R	-	8	6.5J	6J, 7J	E	D	73 B
185R15C	103/102	Q	-	8	5.5J	5J, 6J	E	D	73 B
205/75R16C	113/111	R	-	10	5.5J	6J, 6.5J	D	D	73 B
215/75R16C	113/111	Q	-	8	6J	5.5J, 6.5J	E	D	73 B
225/75R16C	121/120	R	-	10	6J	6.5J, 7J	E	D	73 B
195/65R16C	104/102	T	-	8	6J	5.5J	E	D	73 B
205/65R16C	107/105	T	-	8	6J	5.5J, 6.5J	E	D	73 B
215/65R16C	109/107	Q	-	8	6.5J	6J, 7J	E	D	72 B
225/65R16C	112/110	T	-	8	6.5J	6J, 7J	E	D	73 B
235/65R16C	115/113	R	-	8	7J	6.5J, 7.5J	E	D	71 B
195/60R16C	99/97	H	-	6	6J	5.5J, 6.5J	E	D	73 B
215/60R16C	103/101	H	-	6	6.5J	6J, 7J	E	D	73 B
215/60R17C	109/107	T	-	8	6.5J	6J, 7J	E	D	73 B